



Updated APF - Starting SY 2014-15

Performance Index

ACHIEVEMENT (0-100 PTS)	Reading (0-40 pts)	Math (0-40 pts)	Science (0-20 pts)
GROWTH (0-100 PTS)	Reading (0-50 pts)	Math (0-50 pts)	
READINESS (0-100 PTS)	ELEM	Chronic Absentee Rate (0-100 pts)	
	MIDDLE	8th Grade ACT (0-100 pts)	
	HIGH	11th Grade ACT (0-45 pts)	On-Time Graduation Rate (0-50 pts) College-Going Rate (0-5 pts)
ACHIEVEMENT GAP (0-100 PTS)	Current Year Gap Rate (gap rate between high needs & non-high needs students) (0-50 pts)		Two Year Gap Reduction Rate (gap rate between high needs & non-high needs students) (0-50 pts)




100%

For multi-division schools, the Commission will calculate a weighted API that takes into account data for all grade divisions served.

This means that the APF will include data for the Readiness measures of all of a school's grade divisions.

Example: For a K-8 school, Strive HI will only look at 8th grade ACT data, but the APF will look at both 8th grade ACT and chronic absenteeism data.

Updated APF with SSM

							
ACHIEVEMENT (0-100 PTS)		Reading (0-40 pts)		Math (0-40 pts)		Science (0-20 pts)	
GROWTH (0-100 PTS)		Reading (0-50 pts)			Math (0-50 pts)		
READINESS (0-100 PTS)	ELEM	Chronic Absentee Rate (0-100 pts)					
	MIDDLE	8th Grade ACT (0-100 pts)					
	HIGH	11th Grade ACT (0-45 pts)		On-Time Graduation Rate (0-50 pts)		College-Going Rate (0-5 pts)	
ACHIEVEMENT GAP (0-100 PTS)		Current Year Gap Rate (gap rate between high needs & non-high needs students) (0-50 pts)			Two Year Gap Reduction Rate (gap rate between high needs & non-high needs students) (0-50 pts)		
75%							

School-Specific Measure (SSM)

25%